



ULTRAGATEWAY-EXT

UltraLink Gateway, Exterior Rated



Technology Partner
SILVAIR

The UltraLink Bluetooth Wireless Gateway is required when the user wants advanced features and time-based events.

It includes a gateway and an exterior rated box with a high-gain 2.4 Ghz antenna. One gateway will control up to 200 fixtures with UltraLink, allowing for energy monitoring, people tracking, and scheduling. It allows control via an Astronomical Time Clock and GPS coordinates to know exactly when the sun rises and sets. It connects to a Bluetooth mesh network and it can be accessed with the UltraLink web portal or iOS app for initial design, setup, and configuration.

TECHNICAL SPECIFICATIONS

- Computing: 800 MHz, 32bit ARM Cortex with 512 MB RAM.
- Storage: 8GB eMMC.
- Sensor Interfaces: Bluetooth® 5.1 with extended range, Ethernet, WiFi, Wirepas.
- WAN Connectivity: 10/100 Ethernet with PoE 802.3af, Wi-Fi 802.11a/b/g/n/ac.
- Security: Supports Bluetooth® Low Energy secure connections, encrypted file system & secure boot.
- Operating Temperature Range: 0°C to +60°C (32°F to +140°F).
- Exterior Rated Box: Rigid PVC, neoprene gasket, zinc-plated steel screws, 12" x 12" x 4" size.
- Simple, Flexible, Extended Connectivity: Bluetooth® 5.1, 802.15.4, mesh, Wi-Fi, Ethernet. Outbound and inbound amplification significantly increases connectivity range.
- Easy Management: Web portal and iOS app access for configuration, monitoring, and alerts.
- Multi-Level Security: Hardware security module, encrypted file system, secure BootSensor.
- Edge-Computing: Reduced latency and better management of the data being generated by IoT devices & sensors.
- Suitable for exterior use.
- 5-year product warranty.
- Technology partner Silvir.

LISTINGS

- Gateway: FCC, IC, CE, RCM.
- Box: Marine listed, UL listed, NEMA 1, 3, 3S, 4, 4X, 5, 6, and 6P.

FEATURES

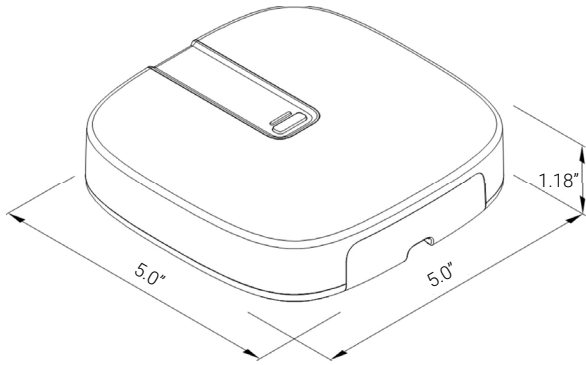


ORDERING

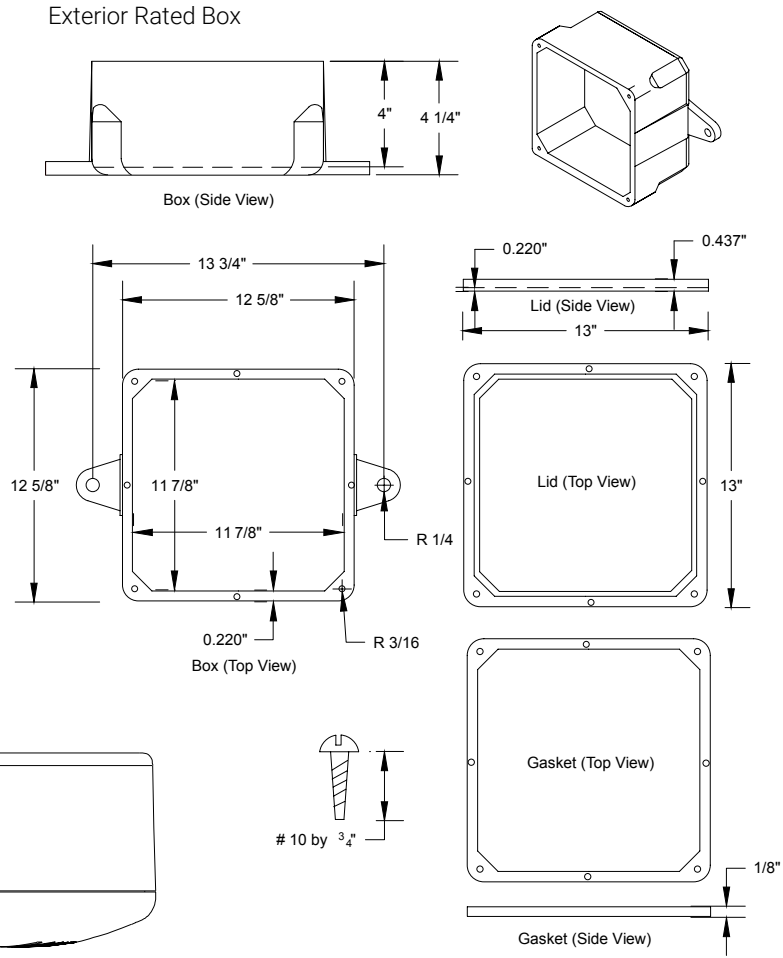
Part Number	Description
ULTRAGATEWAY-EXT	UltraLink Bluetooth Wireless Exterior Rated Gateway, long-range Bluetooth mesh, 800 MHz ARM with 512 MB RAM, 8 GB storage, hardware security module, encrypted file system, secure boot. Includes gateway and exterior rated box with high-gain 2.4Ghz antenna.

DIMENSIONS & DRAWINGS

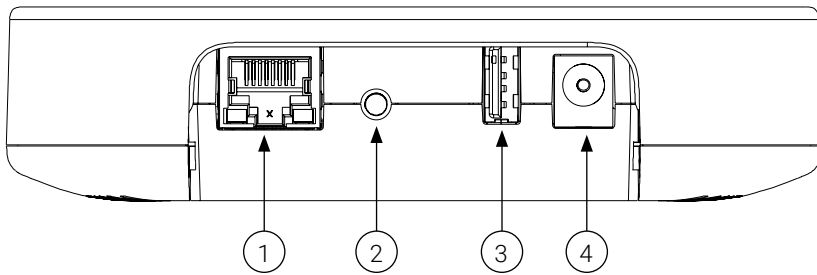
Gateway



Exterior Rated Box



INTERFACES



1. Single 10/100 Base-T Ethernet connector with PoE support.
2. Reset Button.
3. USB 2.0 Type-A connector.
4. Power Input (5V DC / 2A).

Reset Button:

Quick press (< 2 seconds) = Soft reboot.
 Short press (2-4 seconds) = Network reset.
 Long press (10 -15 seconds) = Hard reset.
 Very long press (> 30 seconds) = Factory reset.

Updated: 2023.07.17