

ULPLUS-MW-BK-EZ10

EZ-Connect™ UltraLink+ Wireless Fixture Controller with Microwave and Daylight Sensors



The ULPLUS-MW-BK-EZ10 is a Bluetooth NLC Fixture Controller with Microwave and Daylight Sensors suitable for up to 40' Mounting Heights. It provides automatic On/Off/Dim control based on motion and/or daylight levels. This sensor actively emits microwaves and uses the Doppler shift of the return waves to detect motion, even through glass and non-metallic walls. Rated for wet and cold locations, it can be field installed in fixtures equipped with an EZ-Connect™ receptacle with Twist Lock System. It connects via Bluetooth and can be accessed with the UltraLink+ web portal or mobile app for setup and configuration.

TECHNICAL SPECIFICATIONS¹

- **Construction:** Black Polycarbonate.
- **Sensing Technology:** 5.8GHz Microwave Sensor.
- **Connection Method:** EZ10 (Compatible with EZ-Connect™ Receptacles with Twist Lock System).
- **Input Voltage:** 12-24V DC.
- **Current Consumption:** >50mA.
- **Control Output:** 0-10V, 25mA.
- **Operating Temperature Range:** -20°C to +60°C (-4°F to +140°F).
- **Max Mounting Height:** 40ft (12m).
- **Max Sensor Range:** 50ft (15m) radius.
- **Max Bluetooth Range:** 200ft (60m) line of sight.

LISTINGS

- FCC, UL, DLC, RoHS, IP65.
- Conforms with DLC NLC5 Cybersecurity Standards.

FEATURES

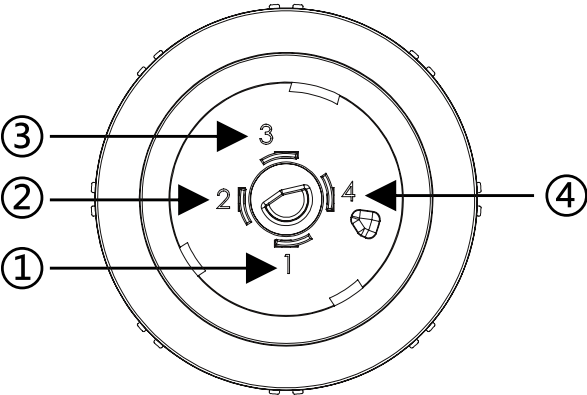
- EZ-Connect™: installs in seconds without tools or wiring.
- MW Detection with 360° Coverage Pattern, best suited for indoor areas with high ambient temperatures, odd shaped rooms, and open spaces with many obstacles (non-metallic).
- Integrated Daylight Sensor for Daylight Harvesting.
- LED Motion Indicator.
- Programmable Settings include time delays and brightness and can be set through the UltraLink+ mobile app.
- Advanced Functionality such as energy monitoring, and demand response available with the optional UltraLink+ Dashboard.
- Magnetic Reset (touch the top part of the sensor for 5s).
- Integrated Antenna.
- Suitable for Indoor and Outdoor use.
- Mobile app available for iOS and Android devices.



ORDERING

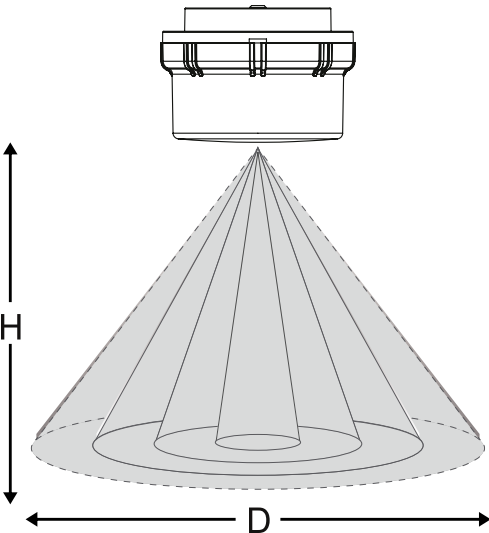
Part Number	Description
ULPLUS-MW-BK-EZ10	UltraLink+ Bluetooth NLC Wireless Fixture Controller with Microwave Occupancy and Daylight Sensors, Black Color, EZ-Connect™ Twist Lock System, 40' Max Mounting Height, IP65, BubblyNet Firmware. Field installed.

CONNECTION DIAGRAM



Port 1	12-24V DC
Port 2	GND/DIM-
Port 3	DIM+
Port 4	NC

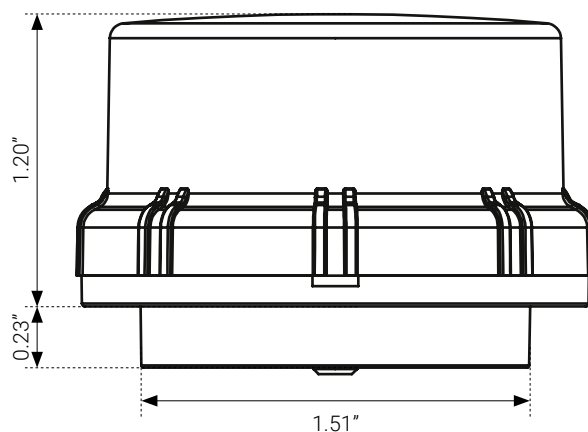
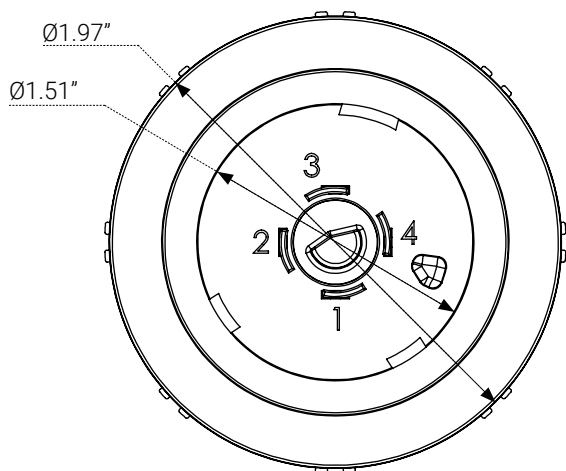
SENSOR COVERAGE



Height (H)	Range Diameter (D) vs Sensitivity			
	100%	75%	50%	25%
40'	50'	30'	5'	0'
30'	60'	50'	20'	0'
20'	40'	40'	30'	10'
10'	40'	40'	40'	20'

Note:
The detection range above is applicable when the person detected measures between 5' and 5' 7" and moves at a speed between 3-5ft/s. Other heights and speeds will have different detection results.

DIMENSIONS & DRAWINGS



FOOTNOTES

1. The performance of sensors and lenses is influenced by various factors beyond Linmore LED's control, including but not limited to environmental conditions, user settings, and proper maintenance. While we provide detailed specifications and guidelines to help optimize performance, we cannot guarantee or be held liable for the performance of sensors or lenses under any particular circumstance(s). Customers are advised to test the products in their specific application environments to ensure suitability for their intended use and are responsible for all sensor and lens selections.

Updated: 2025/07/18

Linmore LED Labs, Inc.

2360 S Orange Ave, Fresno, CA 93725 | 559 485 6010 | info@linmoreled.com | linmoreled.com



UltraLink is a brand of Linmore LED. All specifications are subject to change without notice. Please visit linmoreled.com for latest information. All values are typical or design values. Actual performance may differ as a result of end-user environments and applications. Consult Linmore LED with specific inquiries. Copyright © 2025, Linmore LED Labs, Inc. All rights reserved.