

Linear Strip

(LT10S)

Endless, Easy, Affordable Renewal

Introducing LifeTime – featuring the patented ReLuma® Module – the industry’s first and only plug-and-play light engine designed for quick and easy replacement.

With LifeTime, the process of light-changing becomes life-changing. Simply replace the Module and keep the troffer housing body for life.


Save time, save labor, save money and save the planet from unnecessary fixture disposals.



70% LOWER TOTAL COST

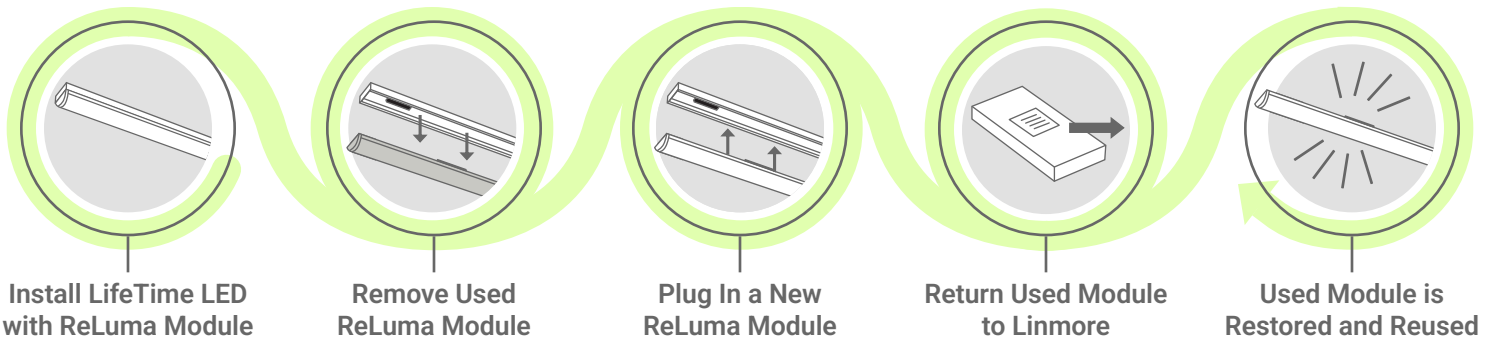
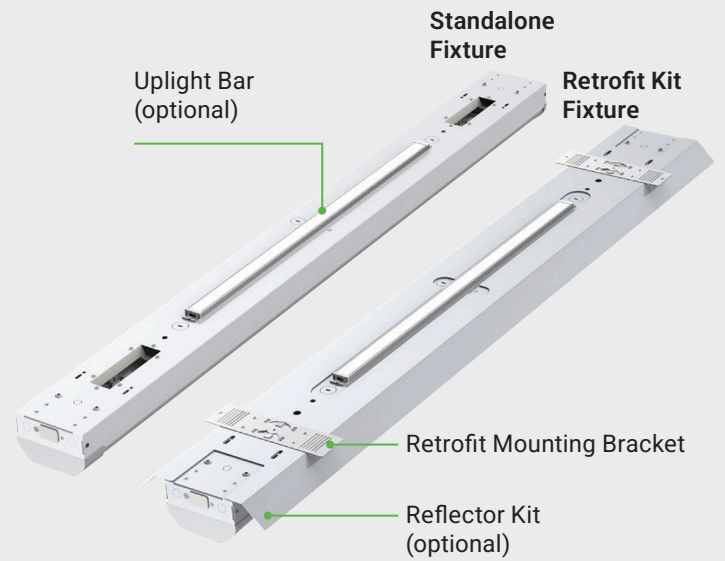
Features and Benefits

- Patented plug-and-play module that can be replaced in less than a minute and without special tools.
- Ultra-high performance, flicker-free lighting in standard 4-foot and 8-foot sizes.
- Selectable CCT ... selectable wattage ... and adjustable lumens from 3,200 to 16,200.
- Optional uplight feature enhances visual comfort, with direct task lighting below and balanced ambient illumination above.



Projected L70 up to 170,000 hours

**WHEN LIGHTING INNOVATION
FORCES INDUSTRY CHANGE**



Built for Life

Don't Just Recycle, ReLuma®

The Linmore Reluma Module is a patented replaceable light engine that enables users to renew LifeTime LED Troffer fixtures in under a minute. It not only lowers maintenance costs by reducing the time and labor involved, but extends the life of the fixture and minimizes landfill waste.

- Lower Labor Cost
- Less Downtime
- Reduced Waste

Built for the Planet

Support a Circular Economy

Upon purchase, end users are registered with Linmore to activate their warranty.

Then, at the end of a ReLuma Module's service life, it is returned to Linmore for re-manufacturing. Used components are responsibly recycled and replaced with the latest technology. Restored Modules are kept in stock and available for quick shipment to end users.

To learn more: scan the QR Code, contact your Linmore representative or visit: linmoreled.com/lifetimeseries/



Linmore

2360 S Orange Ave | Fresno, CA 93725
559 485 6010 | info@linmoreled.com | linmoreled.com



All specifications are subject to change without notice. Please visit linmoreled.com for latest information. All values are typical or design values and series averages. Actual performance may differ as a result of end-user environments and applications. Consult Linmore LED with specific inquiries. Copyright © 2026, Linmore LED Labs, Inc. All rights reserved. No part of this document may be reproduced in any form without the prior written permission of Linmore.

Updated: 2026/05/12