

PROJECT NAME		DATE	
CAT. NUMBER			
NOTES			

SPEC SHEET

Ace LED Troffer (AT1)

RECESSED LED TROFFER



Projected L70 > 172,000 hours

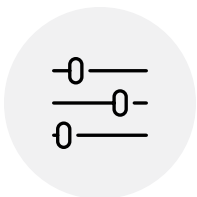
KEY FEATURES

- 3,750 to 6,250 lumens
- Up to 140 LPW
- Selectable CCT:
(3500K, 4000K, 5000K)
- Selectable output power:
30W to 50W
- 2x2 and 2x4 sizes available
- Frosted lens
- Dimmable 0-10V (standard)



Selectable Wattage

Each troffer has a switch with three output power options, allowing to select the desired lumen output and energy consumption for each application.



Selectable Color Temperature

Simply use the switch directly on the fixture to select the desired color temperature for your space: 3500K, 4000K, or 5000K.



Controls and IoT Ready

Optional integrated controls systems available including basic on/off, dimming and Bluetooth® advanced wireless controls.



TECHNICAL SPECS

HOUSING	POWER	LUMEN OUTPUT ²	EFFICACY	PART NUMBER
2x2	30W / 35W / 40W	3,750 / 4,375 / 5,000	125	AT10S-A2-ADJ-22-ADJ-80-FR-LV-GRID-10V
2x4	30W / 40W / 50W	3,750 / 5,000 / 6,250	125	AT10S-A2-ADJ-24-ADJ-80-FR-LV-GRID-10V

Typical lumen output (±10%) at 277V (LV) under 25°C ambient temperature.

Fixtures are shipped from factory with the lowest CCT and wattage setting. Factory settings can be changed in the field via switches.

LUMEN MAINTENANCE

Projected L70 > 172,000 hours.

Lumen Maintenance, also known as L70, is a lifetime measurement criteria developed by IESNA (Illuminating Engineering Society of North America) to evaluate the useful lifetime of an LED fixture in terms of the expected number of operating hours until the light output has diminished to 70% of initial levels. An LED fixture is considered to have reached its rated life when it emits 30% less light than it initially did.



ORDERING

SERIES MODEL - COMPLIANCE - LUMENS - SIZE	COLOR TEMP	CRI	LENS	VOLTAGE
AT10S-A2-ADJ-22 AT10S-A2-ADJ-24	ADJ Adjustable: 3500K, 4000K, 5000K	80+	FR Frosted lens	LV 120-277V

MOUNTING	BLUETOOTH® CONTROLS ¹		DIMMING
GRID Standard mounting for grid ceilings Safety Cable mounting optional, see Accessories	ULTRALINK¹ Linmore UltraLink Bluetooth Mesh Controls installed	AVI-ON¹ Avi-on LVFA BLE control, node only	10V 0-10V

ORDERING EXAMPLES

Standard: AT10S-A2-ADJ-22-ADJ-80-FR-LV-GRID-10V

With Options: AT10S-A2-ADJ-22-ADJ-80-FR-LV-GRID-**ULTRA**-10V

ACCESSORIES

Must be ordered separately. Packaged separately.

FIXTURE ACCESSORIES

Part Number	Type	Description
SAFETYCABLE	Safety Kit	Kit includes (1) 10 ft. aircraft cable with single snap hook, L-bracket, screw and nut.
CABLEKIT	Cable Kit	Kit includes (2) 10 ft. aircraft "Y" cables and (2) snap hooks.
DK22¹	Drywall Kit 2x2	Drywall trim kit for 2x2. Extended leadtime.
DK24¹	Drywall Kit 2x4	Drywall trim kit for 2x4. Extended leadtime.
BBU-08W	Battery Backup	Emergency Backup Driver with Battery, 8W, 90 minutes, field install.

LIGHTING CONTROLS

Part Number	Type	Description
ULTRAGATEWAY	UltraLink Bluetooth® Gateway	Optional wireless gateway for use with UltraLink. Needed for energy monitoring, scheduling, astronomical clock and heat mapping.
ULTRASR	UltraLink Bluetooth® Switch	Single Rocker, Bluetooth®, allows for on/off and dimming, for use with UltraLink.
ULTRADR	UltraLink Bluetooth® Switch	Double Rocker, Bluetooth®, allows for on/off, dimming, and up to two scenes, for use with UltraLink.
AVTIME	Avi-on Network Accessory	Avi-on Time-Keeper.
AVRAB100	Avi-on Network Accessory	Avi-on remote access bridge, 100 fixtures or less.
AVRAB101	Avi-on Network Accessory	Avi-on remote access bridge, 100 fixtures or more.
AVSWITCH	Avi-on Wall Switch	Avi-on wall switch, 4 button, preset.
AVSWITCHDIM	Avi-on Wall Switch	Avi-on wall switch, 4 button, dimming.
AVPIRKIT	Avi-on Network Accessory	Avi-on stand alone sensor, adjustable mounting height 8', 20' or 36' via app.

FEATURES & SPECIFICATIONS

ELECTRICAL

- **Power Input:** 120-277V (50/60Hz).
- **Power Factor:** Greater than 0.9.
- **Emergency Battery Backup (BBU-08W):** Available as an accessory.

OPERATION

- **Environment:** For interior applications, dust-resistant.
- **Ambient Range Operation:** -40°C up to 35°C (-40°F up to 95°F).

OPTICS

- **CCT:** Adjustable: 3500K, 4000K, 5000K.
- **CRI:** 80+ standard.
- **Lens:** Frosted.

MOUNTING

- **Mounting:** Fixture is able to be mounted in a standard drop/grid ceiling and also has holes for attaching cables. Non IC rated.

CONTROLS¹


- **Dimming:** 0-10V standard. Dimming range 100% to 10%.
- **UltraLink Bluetooth® Controls:** Advanced wireless controls available. Requires commissioning in the field, contact factory.
- **Avi-on Intelligent Controls:** Bluetooth® advanced wireless controls available. Requires commissioning in the field, contact factory.

FOOTNOTES

1. Extended lead time. Contractor pack quantity will change. Contact Factory.



2x4 model



Switches at the back of the fixture allow to select CCT and output power.

WARRANTY

- **Standard:** 5-year product warranty.

PACKAGING

- **Contractor Pack:** Sold in quantities of 2 units per box.

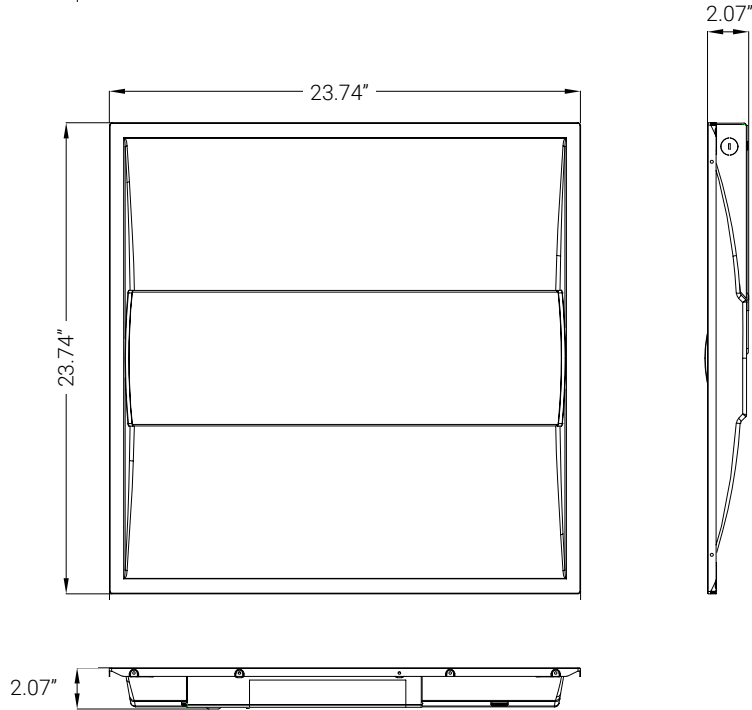
LISTINGS & CERTIFICATIONS

- Conforms to ETL listed (UL 1598:2021 Ed.5).
- RoHS compliant.
- DesignLights™ Consortium Premium.
- CSA C22.2#250.0:2021 Ed.5.




DIMENSIONS & DRAWINGS

2x2



Size	Weight (lb)
2x2	~5.7
2x4	~10.6

2x4



Linmore LED Labs, Inc.

2360 S Orange Ave, Fresno, CA 93725

559 485 6010 | info@linmoreled.com | linmoreled.com



All specifications are subject to change without notice. Please visit linmoreled.com for latest information. All values are typical or design values and series averages. Actual performance may differ as a result of end-user environments and applications. Consult Linmore LED with specific inquiries. Copyright © 2022, Linmore LED Labs, Inc. All rights reserved. No part of this document may be reproduced in any form without the prior written permission of Linmore LED.