

**Less Evolution.  
More Revolution.**



**Introducing the Revolutionary LifeTime  
LED® Series: When Lighting Innovation  
Forces Industry Change**

## Say Hello to Lighting that Lasts a Lifetime


And say goodbye to high labor costs, unnecessary downtime and undesirable waste.

Introducing LifeTime LED series, a new maintainable, sustainable and recyclable lighting solution that enables you to maintain lighting fixtures for the life of your buildings.

LifeTime LED series lighting not only delivers the exceptional quality and performance that Linmore is known for, it reduces and stabilizes your maintenance costs and eliminates the waste associated with current LED lighting fixtures.



**PROJECTIONS ESTIMATE THAT NEARLY ONE-MILLION TONS OF LED WASTE WILL ENTER LANDFILLS ANNUALLY ... UNLESS SOMETHING CHANGES.**




## Unprecedented Business Outcomes

- Lower Lifetime cost
- Future upgrade capability
- Reduced maintenance
- Sustainability/circular economy
- Long-term building asset

## A Growing Family of LED Lighting 2.0 Fixtures

### The LifeTime LED Troffer (LT10T)

Ideal for a wide range of indoor applications, including office, healthcare and education facilities, the LifeTime LED Troffer delivers exceptional quality and performance for decades of reliable use and predictably lower maintenance.



### The LifeTime LED Door Kit (LT10D)

Available in 1x4, 2x2 and 2x4 sizes, the LifeTime LED Door Kit is ideal for retrofitting most standard recessed troffers, simplifying future changes to the quick and easy removal and replacement of the patented ReLuma Module.





**LIFETIME LED  
LUMINAIRES WITH  
THE PATENTED  
RELUMA® MODULE  
REDUCE THE COST  
OF OWNERSHIP BY  
70% COMPARED  
TO CONVENTIONAL  
LED PRODUCTS.**

## Never Change Another Fixture

With LifeTime LED, once a fixture is installed it can remain in use for the Lifetime of a building. Through the application of our patented modular lighting technology, Linmore has designed and

engineered the ReLuma Module – a replaceable light engine that renews the LifeTime LED fixture in less than one minute, reducing future labor and material costs by up to 70%!

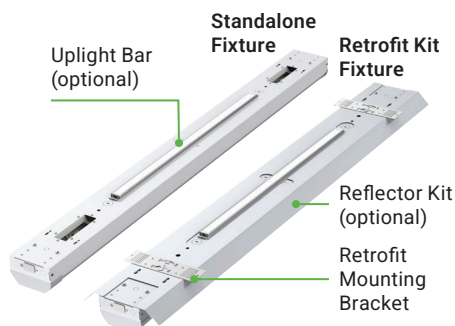
## Faster and Easier than Replacing Ballasts and Bulbs

Unlike traditional LED lighting fixtures that require a licensed electrician to tear down and install a new fixture, the innovative LifeTime LED housing body remains installed.

When it's time to replace your lighting, our signature ReLuma Module – a plug-and-play replaceable light engine – is simply swapped out in less than a minute. No tools are required, labor costs are lowered, and downtime and waste are minimized.

The LifeTime LED series is already available in our most popular Troffer, Door Kit and Strip configurations ... and we're just getting started.

### The LifeTime LED Linear Strip (LT10S)



### ReLuma Module

Reluma is our patented, all-in-one plug-and-play light engine designed for effortless, tool-free replacement. The Reluma Module eliminates the need to replace the LED fixture and dramatically minimizes labor and maintenance costs while protecting our environment from unnecessary waste. Lens sold separately.



## Focus

At Linmore, we are relentless in our pursuit of greater performance and greater value. We continuously explore new ways to make LED lighting more effective for our customers, the lighting end users and the world-at-large.

Our focus is on pushing the boundaries of LED lighting to realize its full potential and on educating the marketplace and empowering customers to make smart, reasoned decisions.

## Innovation

Linmore is dedicated to the advancement of LED lighting and wireless communications technologies. We are pioneers, innovators, first movers and market leaders.


We are dedicated to quality, affordability and efficiency. We design and produce the best quality products with the highest efficacy available in the industry and contribute to creating American jobs.

## Delivery

We deliver solid lighting solutions that outperform the competition and give customers longevity as well as the lowest total cost of ownership. As a privately owned and American-operated enterprise, we are valued for our reliability and customer support.

The Linmore brand represents the continuous drive to innovate in the pursuit of powerful, purposeful, performance lighting. And we are proud to be the lighting partner that you can trust.

To learn more: scan the QR Code,  
contact your Linmore representative  
or visit: [linmoreled.com/lifetimeseries/](https://linmoreled.com/lifetimeseries/)



### Linmore

2360 S Orange Ave | Fresno, CA 93725  
559 485 6010 | [info@linmoreled.com](mailto:info@linmoreled.com) | [linmoreled.com](https://linmoreled.com)



All specifications are subject to change without notice. Please visit [linmoreled.com](https://linmoreled.com) for latest information. All values are typical or design values and series averages. Actual performance may differ as a result of end-user environments and applications. Consult Linmore LED with specific inquiries. Copyright © 2026, Linmore LED Labs, Inc. All rights reserved. No part of this document may be reproduced in any form without the prior written permission of Linmore.

Updated: 2026/05/12