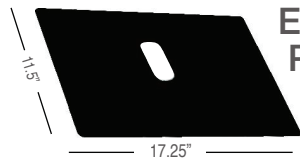


WAL SERIES SPECIFICATIONS



Designed to provide superior performance for decades in harsh outdoor conditions, the WAL features: a bronze powder coated, die-cast aluminum IP66 rated housing(*); integrated J-box with top and rear knockouts and mounting options; integrated heat sink; and a glare reducing aesthetic lens providing the look of conventional lighting. For increased efficiency, the DBE-124 Photo Control (fig. 1) is available in select WAL fixtures.

Increase the versatility of the WAL ...



Escutcheon Plate (ESC)


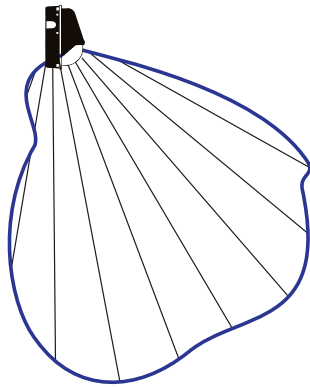
Cover Surface Flaws, Unsightly repaints or sun-fading



Flex Bracket (FB) or Slipfitter (SF): Turn your WAL into a floodlight

Angle, aim, and adjust the WAL and mount to J-boxes, conduit, block, concrete, poles, tenons, and much more.

LIGHT DISPERSION



Only available in 120-277 volt fixtures.

SPECIFICATIONS

Available	
Color temps (K)	3000, 4000, and 5000
CRI	3000 thru 4000: 83+ 5000: 72+
LED Warranty	10 Years
Driver Warranty	5 Years
Expected Life	>250,000
5 year Warranty Compliance	ETL, UL 1598, 1598B, 1598C suitable for wet locations
Power Supply	Bridgelux Vero Series Inventronics 0-10V, 120-277VAC (480V optional), 50/60Hz dimming driver with a -35C (-30 F) to 70 C (158 F) ambient operating temperature range. 5 Year Warranty

Model Number	Input	Delivered Im / w	Max Lumens	HID Equivalent	Delivered Lumens	PF @ 277V	THD 277V	# of Modules	Dimensions
WAL-040	40	121	4,840	100-125	0.28	0.96	7%	2	14" x 8" x 5"
WAL-060	60	111	6,660	175-250	0.52	0.96	7%	4	14" x 8" x 5"
WAL-080	80	109	8,720	250-400	0.79	0.96	7%	6	14" x 8" x 5"

*White housing available by request (will extend lead time by 1 week).

